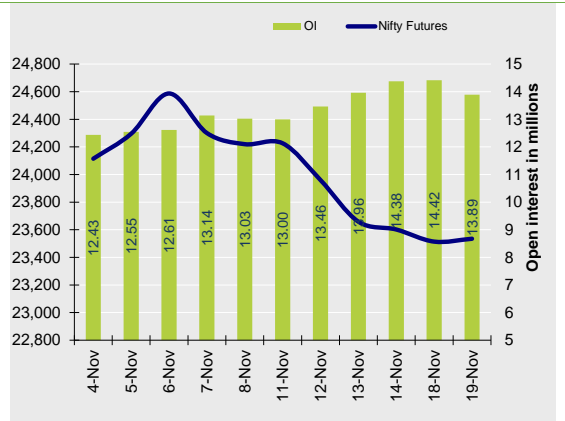


**Nifty Snapshot**

	Close	Prv Cl.	Ab chg	% chg
<b>Spot</b>	23,518.50	23,453.80	64.70	0.28
<b>Futures</b>	23,534.80	23,513.95	20.85	0.09
<b>Oil(ml shr)</b>	13.89	14.42	-0.52	-3.63
<b>Vol (lots)</b>	343816	280809	63007	22.44
<b>COC</b>	16.30	60.15	-43.85	-72.9
<b>PCR-OI</b>	0.83	0.85	-0.03	-3.1

**Nifty Futures Price v/s OI**



**Institutional Activity in previous trading session**

(in Rs cr.)	Buy	Sell	Net
Index Futures	4623.76	2640.24	1983.52
Index Options	2679434.30	2690545.98	-11111.68
Stock Futures	28651.94	23476.04	5175.90
Stock Options	73128.46	71807.25	1321.21
FII Cash	15,255.09	18,666.82	-3,411.73
DII Cash	13,657.81	10,873.92	2,783.89

**Net FII Activity (in Rs cr.)**

Date	Idx Fut	Stk Fut	Idx Opt	Cash
19-Nov	1983.5	5175.9	-11111.7	-3412
18-Nov	352.3	1165.8	-18812.8	-1403
14-Nov	-405.4	-734.7	-13434.4	-1850
13-Nov	-1885.9	2454.9	37331.5	-2503
12-Nov	-734.2	-3534.6	16931.3	-3024
11-Nov	335.5	-2425.8	-15268.3	-2307

**Technical Pivot (Intraday):**

	S2	S1	PIVOT	R1	R2
NIFTY	23260	23400	23620	23760	23980
BANKNIFTY	50105	50345	50710	50950	51315

(Price is in Rs; OI is in million units; Price chg and OI chg are in percentage) **NB RESEARCH**

**Fresh Longs seen in:**

Scrip	Price	Price chg	OI	OI Chg
BHARATFORG	1322.5	1.2	10.3	5.7
PERSISTENT	5700.7	1.1	1.6	5.0
SUNPHARMA	1776.2	1.4	17.8	4.3

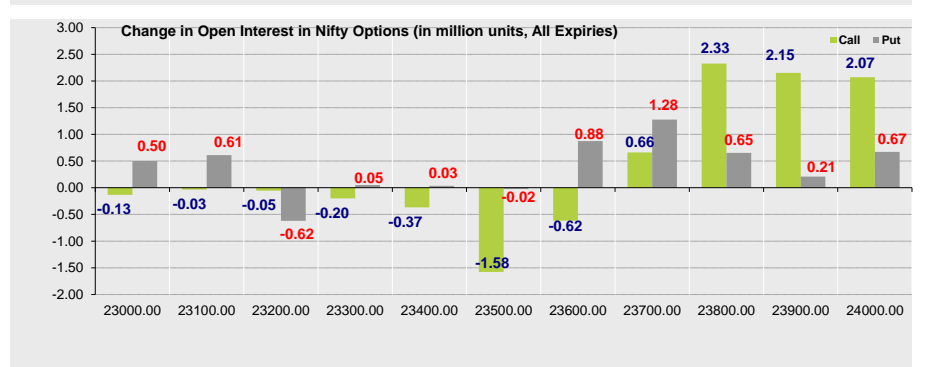
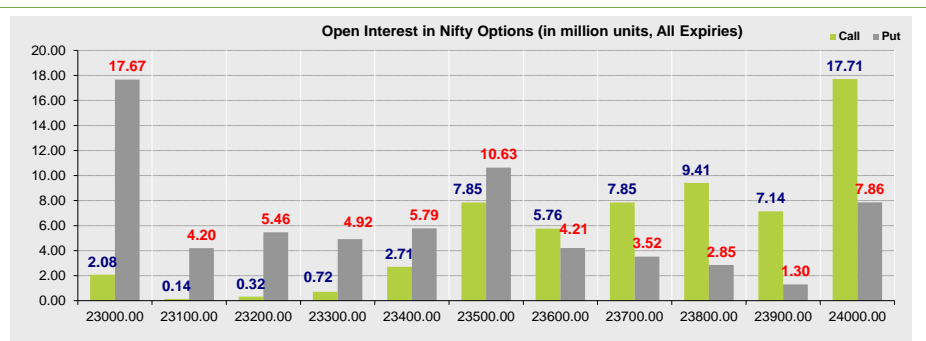
**Short Covering seen in:**

Scrip	Price	Price chg	OI	OI Chg
FINNIFTY	23389.9	0.5	0.1	-13.1
MCX	6097.2	2.9	1.5	-11.6
NIFTYNXT50	68296.3	1.2	0.0	-8.5

**Summary**

- Indian markets closed on a flat note where buying was mainly seen in Automobiles, IT, Pharmaceutical Sectors. Nifty Nov Futures closed at 23534.80 (up 20.85 points) at a premium of 16.30 pts to spot.
- FII's were net sellers in Cash to the tune of 3411.73 Cr and were net buyers in index futures to the tune of 1983.52 Cr.
- India VIX increased by 3.26% to close at 15.66 touching an intraday high of 16.19.

**Open Interest in Nifty Options:**



- The above second chart shows previous trading day's change in Nifty options where Addition in OI were seen in 23000, 23100, 23300, 23400 strike Puts and at 23900, 23800, 23700 strike Calls indicating market is likely to remain range bound in the near term.
- Highest OI build-up is seen at 24000 strike Calls and 23000 strike Puts, to the tune of 17.71mn and 17.67mn respectively.

**Outlook on Nifty:**

**Index is likely to open on a flat note today and is likely to remain range bound during the day.**

NIFTY50 Options OI (CE OI = Resistance) (PE OI = Support)			
Symbol	Highest CE OI	Highest PE OI	CMP
ADANIPTS	1400	1300	1289
ADANIENT	3000	3100	2820
ASIANPAINT	2600	2500	2479
AXISBANK	1200	1200	1136
BAJAJ-AUTO	11000	9500	9538
BAJAJFINSV	1760	1600	1597
BAJFINANCE	7000	6500	6599
BHARTIARTL	1620	1600	1529
BPCL	320	300	288
BRITANNIA	5500	4800	4888
CIPLA	1600	1400	1470
COALINDIA	430	410	413
DIVISLAB	6000	5000	5901
DRREDDY	1300	1200	1215
EICHERMOT	5000	4500	4963
GRASIM	2560	2500	2508
HCLTECH	1820	1800	1825
HDFCBANK	1800	1700	1740
HDFCLIFE	730	660	680
HEROMOTOCO	5000	4000	4770
HINDALCO	700	650	641
HINDUNILVR	2600	2400	2408
ICICIBANK	1300	1250	1248
ITC	500	470	467
INDUSINDBK	1100	1000	1001

NIFTY50 Options OI (CE OI = Resistance) ( PE OI = Support)			
Symbol	Highest CE OI	Highest PE OI	CMP
INFY	1800	1800	1825
IOC	150	130	133
JSWSTEEL	1000	900	949
KOTAKBANK	1800	1700	1726
LT	3700	3600	3515
LTIM	6000	5700	5881
M&M	3000	2800	2947
MARUTI	12000	11000	10989
NESTLEIND	2400	2400	2212
NTPC	400	360	367
ONGC	269	244	248
POWERGRID	330	300	315
RELIANCE	1350	1200	1245
SBILIFE	1640	1500	1523
SBIN	850	800	803
SUNPHARMA	1900	1760	1776
TATACONSUM	1100	900	918
TATAMOTORS	900	800	784
TATASTEEL	155	140	140
TCS	4200	4000	4041
TECHM	1700	1600	1697
TITAN	3300	3000	3223
ULTRACEMCO	11500	11000	10771
UPL	550	500	547
WIPRO	600	540	562



**Derivative Recommendations:**

Stock Name	Call (Buy/Sell)	Entry price	Targets	Stop Loss	Duration	Status
GMRINFRA 80 CE	Buy	2.4	6.5	0.5	1-2 Days	Open

**FROM THE EQUITY DERIVATIVE DESK:**

**NIRAV HARISH CHHEDA**  
AVP - DERIVATIVES AND TECHNICAL RESEARCH  
E-Mail: [nirav.chheda@nirmalbang.com](mailto:nirav.chheda@nirmalbang.com)  
Tel no: 6273-8199/8000

**AMIT BHUPTANI**  
SNR.DERIVATIVES AND TECHNICAL RESEARCH ANALYST  
E-Mail: [amit.bhuptani@nirmalbang.com](mailto:amit.bhuptani@nirmalbang.com)  
Tel no: 6273-8242/8000

**DISCLOSURES**

Research Reports that are published by Nirmal Bang Securities Private Limited (hereinafter referred to as "NBSPL") are for private circulation only. NBSPL is a registered Research Analyst under SEBI (Research Analyst) Regulations, 2014 having Registration no. INH000001766. NBSPL is also a registered Stock Broker with National Stock Exchange of India Limited, BSE Limited, Metropolitan Stock Exchange of India Limited, Multi Commodity Exchange of India Limited, National Commodity and Derivative Exchange Limited and Indian Commodity Exchange Limited in cash and Equity and Commodities derivatives segments.

NBSPL has other business divisions with independent research teams separated by Chinese walls, and therefore may, at times, have different or contrary views on stocks and markets.

NBSPL or its associates have not been debarred / suspended by SEBI or any other regulatory authority for accessing / dealing in securities Market. NBSPL, its associates or analyst or his relatives do not hold any financial interest (Except Investment) in the subject company. NBSPL or its associates or Analyst do not have any conflict or material conflict of interest at the time of publication of the research report with the subject company. NBSPL or its associates or Analyst or his relatives may or may not hold beneficial ownership of 1% or more in the subject company at the end of the month immediately preceding the date of publication of this research report.

NBSPL or its associates / analyst has not received any compensation / managed or co-managed public offering of securities of the company covered by Analyst during the past twelve months. NBSPL or its associates have not received any compensation or other benefits from the company covered by Analyst or third party in connection with the research report. Analyst has not served as an officer, director or employee of Subject Company. NBSPL / analyst has not been engaged in market making activity of the subject company.

Analyst Certification: The research analysts and authors of these reports, hereby certify that the views expressed in this research report accurately reflects my/our personal views about the subject securities, issuers, products, sectors or industries. It is also certified that no part of the compensation of the analyst(s) was, is, or will be directly or indirectly related to the inclusion of specific recommendations or views in this research. The analyst(s) principally responsible for the preparation of this research report and has taken reasonable care to achieve and maintain independence and objectivity in making any recommendations.

**DISCLAIMER**

This report is for the personal information of the authorized recipient and does not construe to be any investment, legal or taxation advice to you. NBSPL is not soliciting any action based upon it. Nothing in this research shall be construed as a solicitation to buy or sell any security or product, or to engage in or refrain from engaging in any such transaction. In preparing this research, we did not take into account the investment objectives, financial situation and particular needs of the reader.

This research has been prepared for the general use of the clients of NBSPL and must not be copied, either in whole or in part, or distributed or redistributed to any other person in any form. If you are not the intended recipient you must not use or disclose the information in this research in any way. Though disseminated to all the customers simultaneously, not all customers may receive this report at the same time. NBSPL will not treat recipients as customers by virtue of their receiving this report. This report is not directed or intended for distribution to or use by any person or entity resident in a state, country or any jurisdiction, where such distribution, publication, availability or use would be contrary to law, regulation or which would subject NBSPL & its group companies to registration or licensing requirements within such jurisdictions.

The report is based on the information obtained from sources believed to be reliable, but we do not make any representation or warranty that it is accurate, complete or up-to-date and it should not be relied upon as such. We accept no obligation to correct or update the information or opinions in it. NBSPL or any of its affiliates or employees shall not be in any way responsible for any loss or damage that may arise to any person from any inadvertent error in the information contained in this report. NBSPL or any of its affiliates or employees do not provide, at any time, any express or implied warranty of any kind, regarding any matter pertaining to this report, including without limitation the implied warranties of merchantability, fitness for a particular purpose, and non-infringement. The recipients of this report should rely on their own investigations.

This information is subject to change without any prior notice. NBSPL reserves its absolute discretion and right to make or refrain from making modifications and alterations to this statement from time to time. Nevertheless, NBSPL is committed to providing independent and transparent recommendations to its clients, and would be happy to provide information in response to specific client queries.

Before making an investment decision on the basis of this research, the reader needs to consider, with or without the assistance of an adviser, whether the advice is appropriate in light of their particular investment needs, objectives and financial circumstances. There are risks involved in securities trading. The price of securities can and does fluctuate, and an individual security may even become valueless. International investors are reminded of the additional risks inherent in international investments, such as currency fluctuations and international stock market or economic conditions, which may adversely affect the value of the investment. Opinions expressed are subject to change without any notice. Neither the company nor the director or the employees of NBSPL accept any liability whatsoever for any direct, indirect, consequential or other loss arising from any use of this research and/or further communication in relation to this research. Here it may be noted that neither NBSPL, nor its directors, employees, agents or representatives shall be liable for any damages whether direct or indirect, incidental, special or consequential including lost revenue or lost profit that may arise from or in connection with the use of the information contained in this report.

Copyright of this document vests exclusively with NBSPL. Our reports are also available on our website [www.nirmalbang.com](http://www.nirmalbang.com)